

Descaling procedure B HW-serie (Hot water system)

1.

RENEGITE 50g

**UN2967
SULPHAMIC
ACID**

**BRAVILOR
BONAMAT**

**UN2967
SULPHAMIC
ACID**

Read the safety instructions.

2.

Dissolve 100 grams of Renegite in 1 litre of hand-warm water (approx. 40 °C). Stir the descaling solution, so that the agent is solved well.

3.

PIN code: Press 1x K, 3x N(↑↑↑), 1x M (↓) and 1x N (↑).

4.

Press key 'M'.

5.

Press key 'M'.

6.

Press key 'M'.

7.

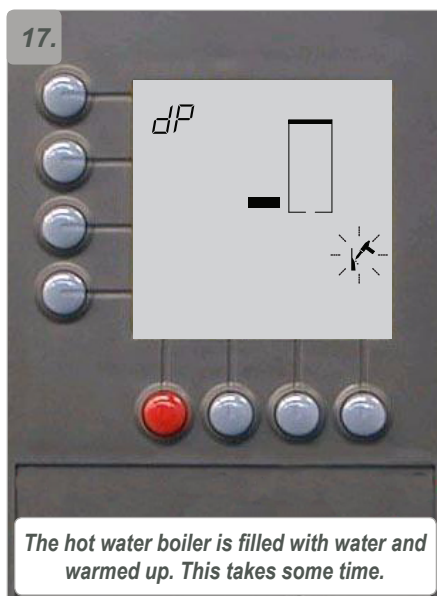
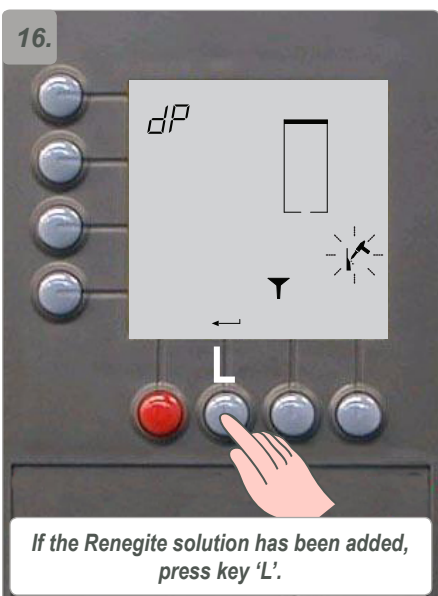
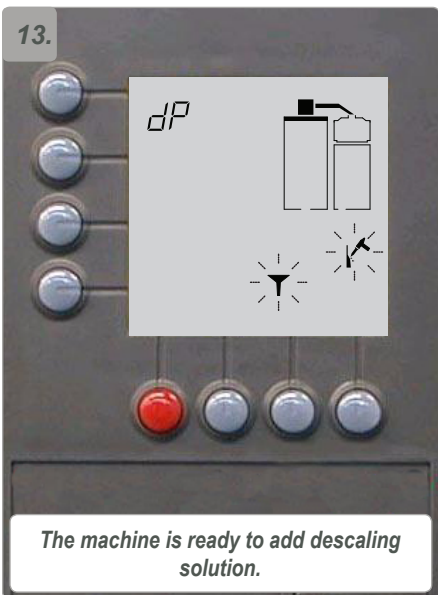

Press key 'G' to start the descaling program.

8.

Press key 'L' to confirm.

9.

The descaling symbol flashes. An audible signal sounds and the level blocks flash.



19.

Wait for 5 minutes for the Renegite to work.

20.

The hot water boiler is full.

21.

Empty the hot water boiler through the tap.

22.

Pull the overflow pipe up by the short hose to fully drain the boiler. (Tap open!).

23.

The hot water boiler is empty. Press key 'L'. (Close the tap!)

24.

Pour hot water into the hot water boiler to just above the lime edge (this speeds up the descaling process).

25.




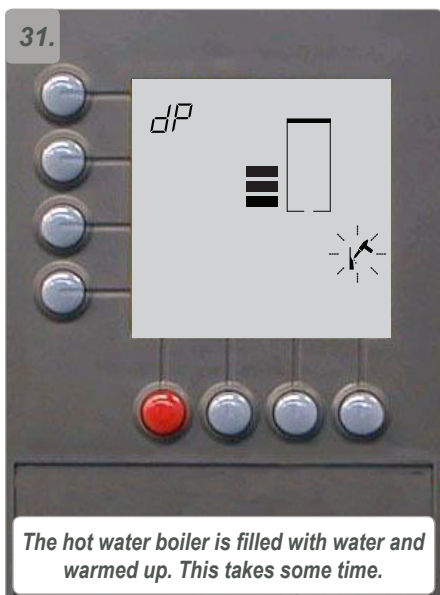

The hot water boiler is filled with water and warmed up. This takes some time.

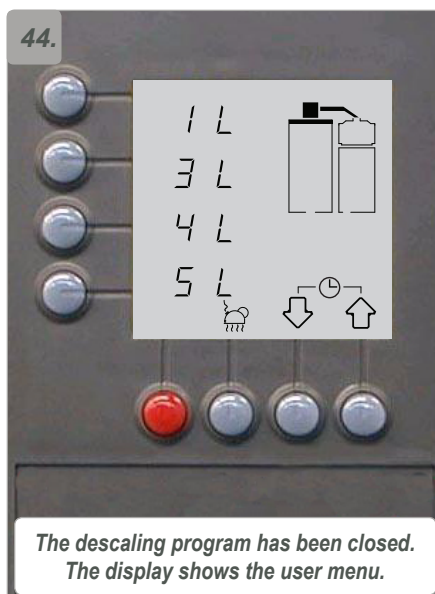
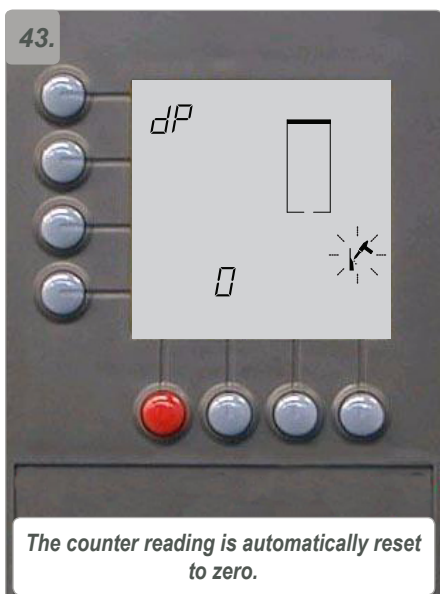




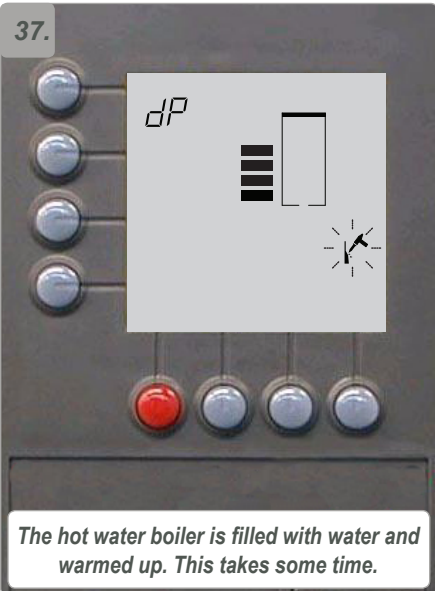
26.

The hot water boiler is full.

27.

Empty the hot water boiler through the tap.





Note:
Reference model B5 L/R